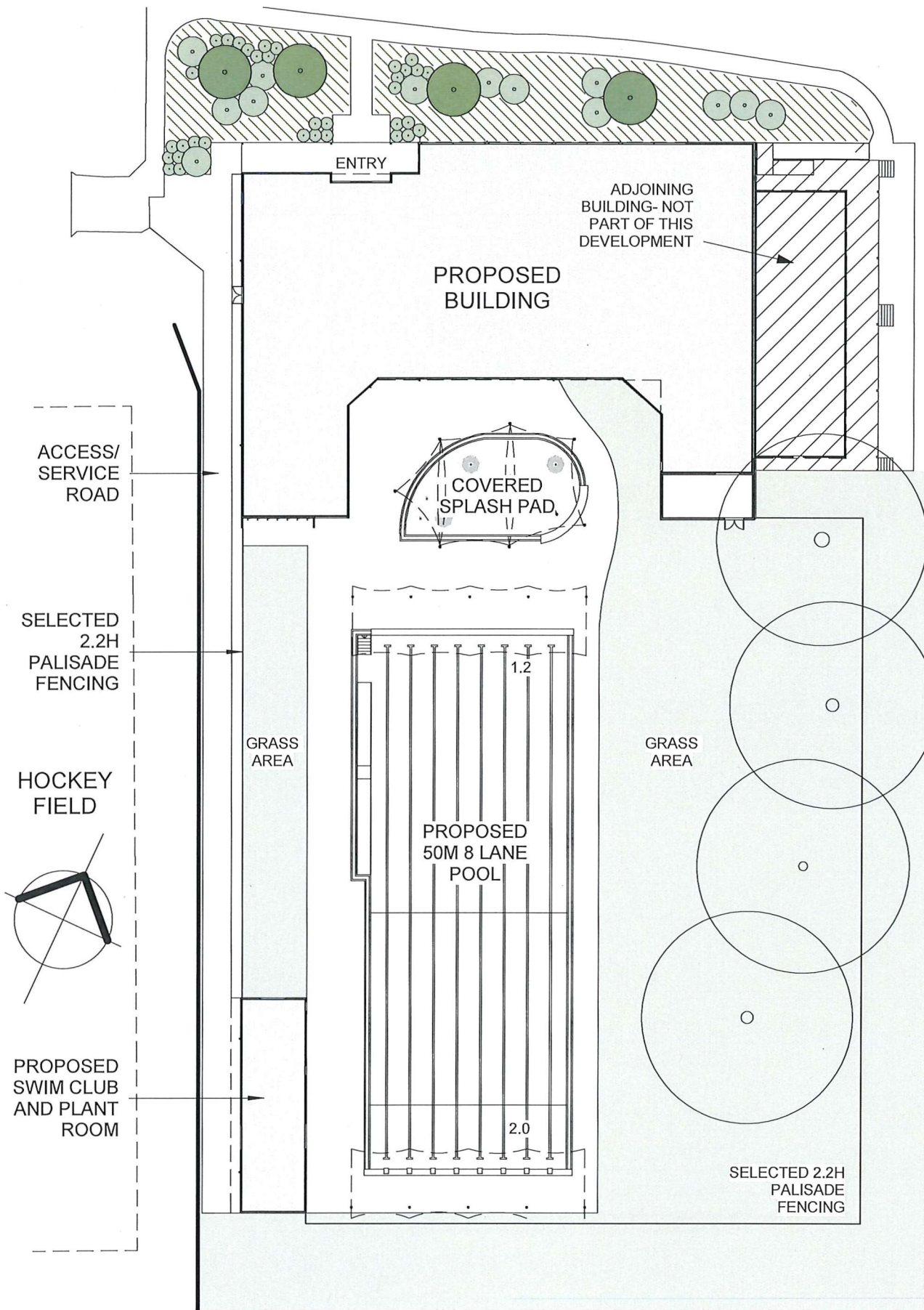


Attachment D

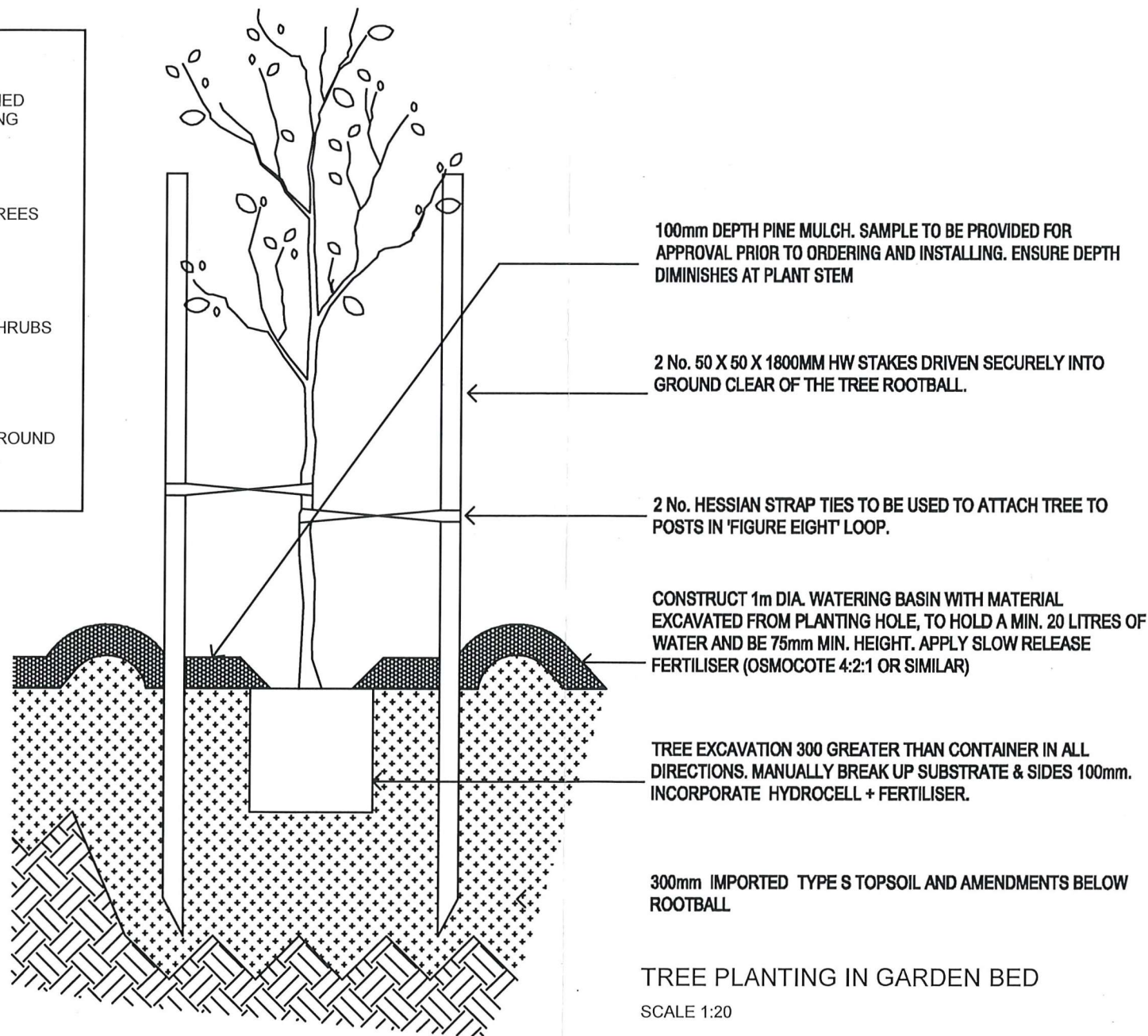

Proposed Conceptual Landscape Plans



PLANT SCHEDULE

TREES	Common Name	Botanical Name	Size	Mature Ht	Mature Spread	Spacing
T-Ca	Tuckeroo	Cupaniopsis anacardioides	20L	5-6m	5-6m	as shown
T-Mg	Broad-leaved Paperback	Melaleuca quinquenervia	20L	10- 15m	3.5-6m	as shown
SHRUBS						
S-Bo	Fern-leaved Banksia	Banksia oblongifolia	200mm	0.9- 1.5m	0.9- 1.2m	1000mm
S-Dt	Native Bleeding Heart	Omalanthus populifolius	200mm	3- 5m	2.0- 3.5m	2400mm
GROUND COVER						
G-Dc	Paroo Lily, Blue Flax-lily	Dianella caerulea	viro tube	0.45- 0.6m	0.3- 0.6m	400mm
G-Li	Spiny-headed Mat-rush	Lomandra longifolia	viro tube	0.75- 0.9m	0.9- 1.2m	500mm

LEGEND



TREE PLANTING IN GARDEN BED
SCALE 1:20